
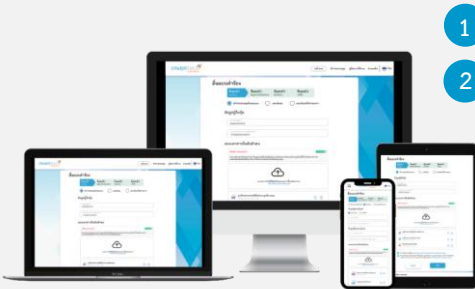


Guidelines for attending the Electronic Meeting by Inventech Connect

Shareholders and proxies wishing to attend the meeting can proceed according to the procedure for submitting the request form to attend the meeting via electronic media as follows:

Step for requesting Username & Password from via e-Request system

- Shareholders must submit a request to attend the meeting by Electronic Means via Web Browser at <https://con.inventech.co.th/BDMS119490R/#/homepage> or scan QR Code  and follow the steps as shown in the picture



- Click link URL or scan QR Code in the letter notice Annual General Meeting
- Choose type request for request form to 4 steps
 - Step 1 Fill in the shareholder information
 - Step 2 Fill in the information for verification
 - Step 3 Verify via OTP
 - Step 4 Successful transaction, the system will display information again to verify the exactitude of the information
- Please wait for an email informing details of meeting and Password

**** To merge user accounts, please using the same email and phone number ****


- For shareholders who would like to attend the Meeting through the Electronic Means either by themselves or someone who is not the provided independent directors, please note that the electronic registration will be available from 30 March 2026 at 8:30 a.m. and shall be closed on 9 April 2026 until the end of the meeting.
- The electronic conference system will be available on 9 April 2026 at 11:30 a.m. (2 hours before the opening of the meeting). Shareholders or proxy holders shall use the provided Username and Password and follow the instruction manual to access the system.

Appointment of Proxy to the Company's Directors

For Shareholders who authorize one of the Company's Independent Directors to attend and vote on his or her behalf, The Shareholders can submit a request to attend the meeting by Electronic Means of the specified procedures or send the proxy form together with the required documents to the Company by mail to the following address. The proxy form and required documents shall be delivered to the Company by 5.00 p.m. of 8 April 2026

Bangkok Dusit Medical Services PCL
 Company Secretary Department
 2 Soi Soonvijai 7, New Petchburi Rd., Huaykwang, Bangkok 10310

If you have any problems with the software, please contact Inventech Call Center

 02-460-9227

 @inventechconnect

The system available during 30 March - 9 April 2026 at 08.30 a.m. – 05.30 p.m.

(Specifically excludes holidays and public holidays)

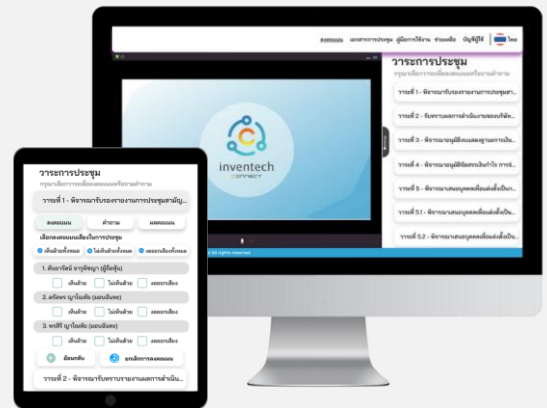


Report a problem

@inventechconnect

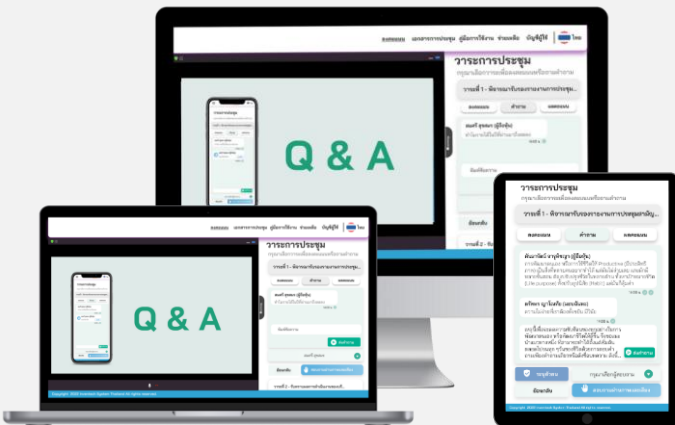
Steps for registration for attending the meeting (e-Register) and voting process (e-Voting)

- 1 Fill in email and password received from your email, or request OTP
- 2 Click “Register” button, your vote right will be counted as a quorum.
- 3 Click “Join Attendance”, Then click on “Accept” button
- 4 Select agenda item to vote
- 5 Click “Vote” button
- 6 Click the voting button as per your preference
- 7 The system will display status of your latest vote



To cancel the most recent vote, please press the button “Cancel latest vote (which means that your latest vote will be equivalent to an abstention, or your vote will be added to the votes as determined by the meeting. You can change your vote until the system closes for voting on that agenda item.

Step to ask questions via Inventech Connect



- Select agenda item
- Click “Question” button
- 1 Ask a question
 - Type a question, then click “Send”
- 2 Ask the question via video
 - Click on “Conference”
 - Click “OK” to confirm the queue reservation
 - Please wait for your queue for you, then open the microphone and camera

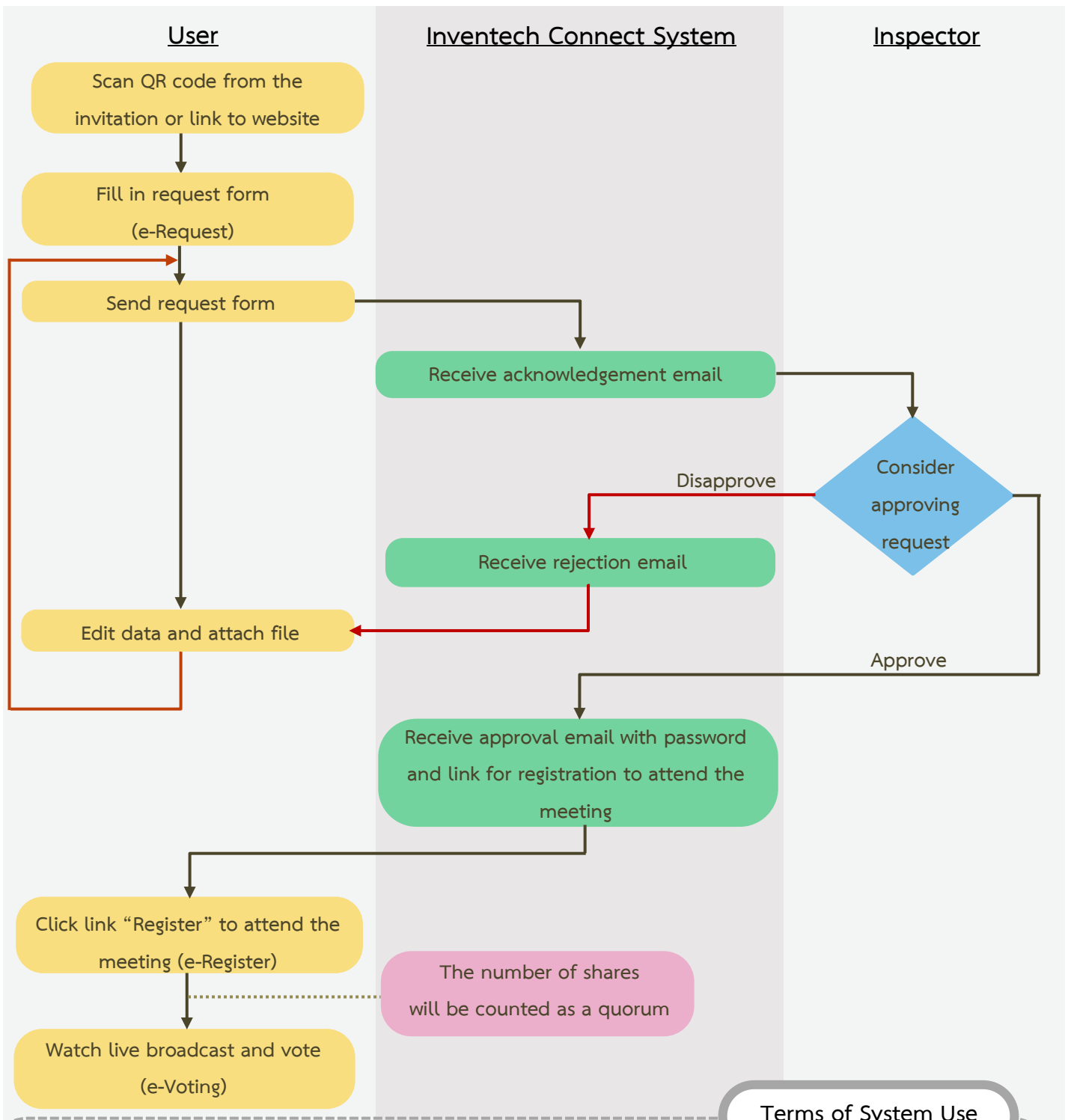
How to use Inventech Connect



User Manual and Video of using Inventech Connect

Note: The operation of the electronic meeting system and the Inventech Connect system depends on the supporting internet system of the shareholders or proxies, including device and/or program of the device. Please use the following devices and/or programs to access the system.

1. Recommended Internet Speed:
 - High Definition Video: Internet speed should be 2.5 Mbps (recommended internet speed).
 - High Quality Video: Internet speed should be 1.0 Mbps.
 - Standard Quality Video: Internet speed should be 0.5 Mbps.
2. Compatible Devices:
 - Mobile phones/tablets with iOS or Android operating systems.
 - Computers/laptops with Windows or Mac operating systems.
3. Internet Browsers: Chrome (recommended browser) / Safari / Microsoft Edge. **** The system does not support Internet Explorer.**



Terms of System Use

Account Merging / Switching Accounts

If multiple applications are submitted by the same email and phone number, the system will merge the user accounts. Alternatively, if a user has more than one account, he/she can press the "Change Account" button to access another account. The previous account will still be counted as the basis for the meeting.

Exiting the Meeting

Meeting attendants can press the "Register to Leave the Quorum" button. Your votes will be removed from the vote count for all agendas that have not yet been processed.