
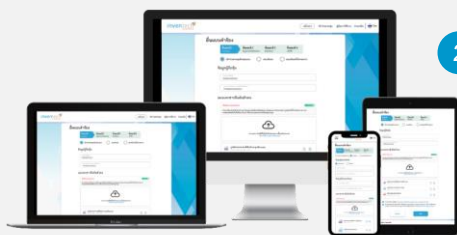


## Guidelines for attending of Electronic Meeting by Inventech Connect

Shareholders and proxies wishing to attend the meeting can proceed according to the procedure for submitting the request form to attend the meeting via electronic media as follows:

### Step for requesting Username & Password via e-Request system

1. The Shareholders must submit a request to attend the meeting by Electronic Means via Web Browser at <https://app.inventech.co.th/BDMS172945R/#/homepage> or scan QR Code  and follow the steps as shown in the picture



**\*\* Merge user accounts, please using the same email and phone number \*\***

- 1 Click link URL or scan QR Code in the letter notice Extraordinary Annual General Meeting
- 2 Choose type request for request form to 4 steps  
Step 1 Fill in the information shown on the registration page  
Step 2 Fill in the information for verification  
Step 3 Verify via OTP  
Step 4 Successful transaction, the system will display information again to verify the exactitude of the information.
- 3 Please wait for an email information detail of meeting and Password


2. For Shareholders who would like to attend the Meeting either through the Electronic Means by yourself or someone who is not the provided independent directors, please note that the electronic registration will be available from 28 August 2023 at 8:30 a.m. and shall be closed on 6 September 2023 until the end of the meeting.
3. The electronic conference system will be available on 6 September 2023 at 11:00 a.m. Shareholders or proxy holders shall use the provided Username and Password and follow the instruction manual to access the system.

### Appointment of Proxy to the Company's Directors

The Shareholders who authorize one of the Company's Independent Directors to attend and vote on his or her behalf can submit a request to attend the meeting by Electronic Means of the specified procedures or send the proxy form together with the required documents to the Company by mail to the following address. The proxy form and required documents shall be delivered to the Company by 5 September 2023 at 5.00 p.m.

Bangkok Dusit Medical Services PCL  
Company Secretary Department  
2 Soi Soonvijai 7, New Petchburi Rd., Huaykwang, Bangkok 10310

### If you have any problems with the software, please contact Inventech Call Center

 02-931-9136

 @inventechconnect

 The system available during 28 August – 6 September 2023 at 08.30 a.m. – 05.30 p.m.

**(excluding holidays and public holidays)**

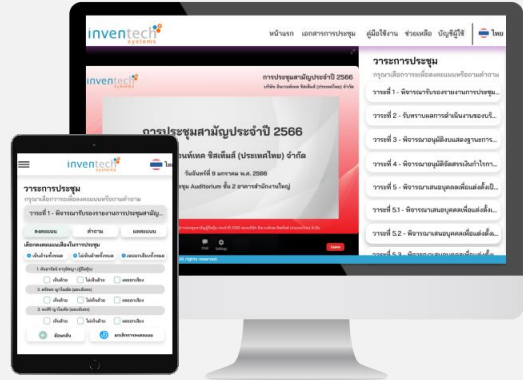


**Report a problem**  
@inventechconnect

## Steps for voting process (e-Voting)

### Use Cases PC/Laptop and Mobile/iPad

- 1 Get email and password that you received from your email or request OTP
- 2 Click on “Register” button
- 3 Then click on “Join Attendance”
- 4 Select which agenda that you want to vote
- 5 Click on “Vote” button
- 6 Click the voting button as you choose
- 7 The system will display a status of your latest vote



To cancel the latest vote, please press the button “Cancel latest vote” (This means that your most recent vote will be equal to not voting, or your vote will be determined by the agenda result). Shareholders can conduct a review of the votes on an agenda basis until the voting results are closed.

## Steps to ask questions via Inventech Connect



- Select the agenda
- Click on “Question” button
- 1 ➤ Ask a question
  - Type a question, then click “Send”
- 2 ➤ Ask a question via video
  - Click on “Conference”
  - Click on “OK” to confirm your queue
  - Please wait for your queue, then you can open microphone and camera.

## How to use Inventech Connect



User Manual e-Request



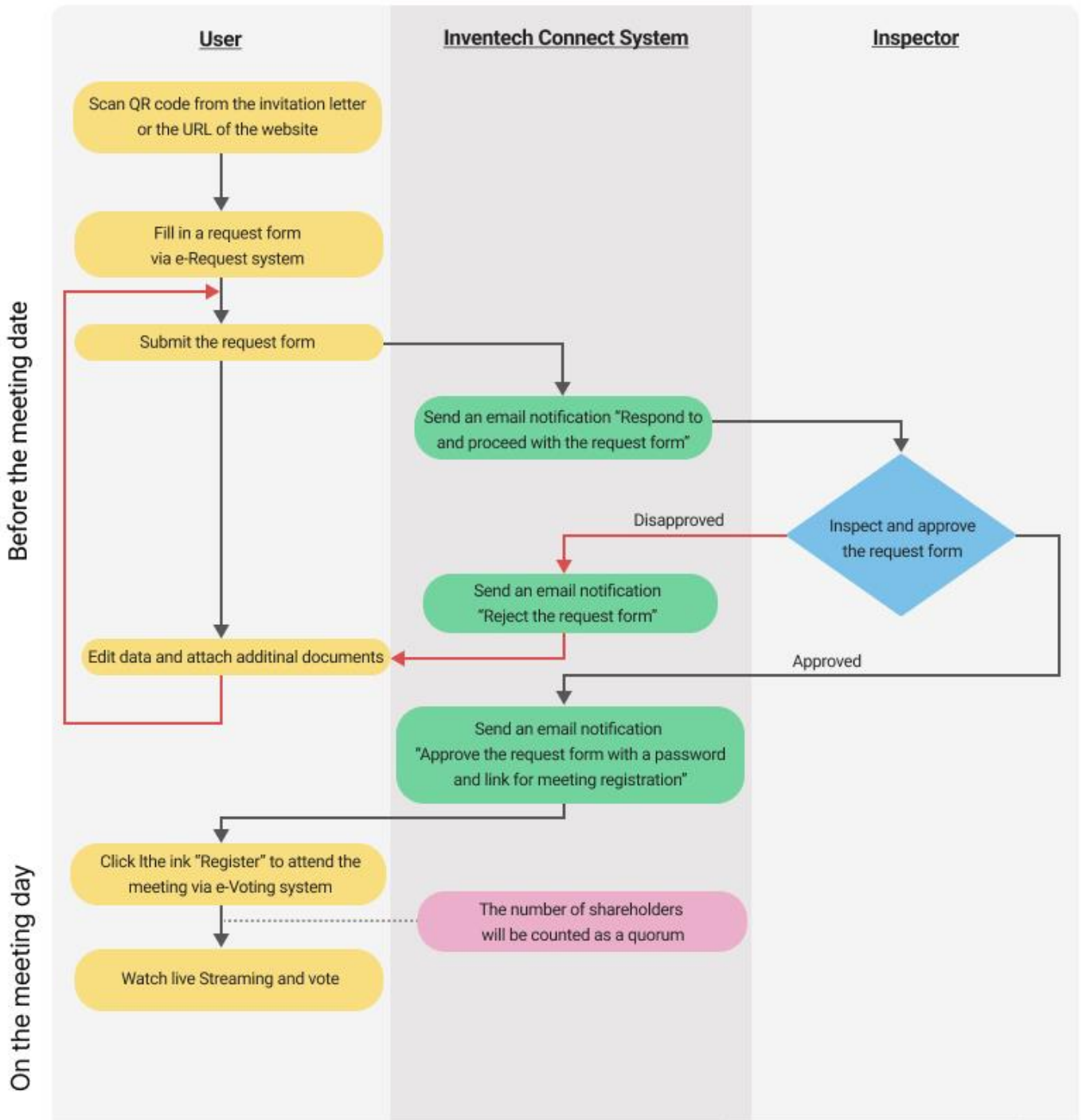
User Manual e-Voting

\* Note: Operation of the electronic conferencing system and Inventech Connect systems depends upon the internet of the shareholder or proxy. Please also check equipment and/or program for the best performance. The following equipment and/or program is required for the access of the system.

1. Internet speed requirements
  - High-Definition Video: the recommended internet speed is 2.5 Mbps
  - High Quality Video: the recommended internet speed is 1.0 Mbps.
  - Standard Quality Video : the recommended internet speed is 0.5 Mbps.
2. Equipment requirements.
  - Smartphone/Tablet that use IOS or android OS.
  - PC/Laptop that use Windows or Mac OS.
3. Requirement of Browser: Chrome (recommended) / Safari / Microsoft Edge

\*\* The system does not support Internet Explorer.

Guidelines for attending the Electronic Meeting



**System Usage Conditions**

**In case of merging / changing accounts**

In case of submitting multiple request by using the same email and phone number, the systems will merge accounts or in case that user has more than 1 account, he/she can click on "Change account" to switch between accounts, will still be counted as the base account in the meeting

**In case of leaving the meeting**

Attendees can click on "Register for leaving the meeting", the number of your shares will be deducted from base votes in all unfinished agenda items meeting base.